


Μαρία Τσιαντούλα


Endoscopique Etude


for solo prepared piano

2019


Performance Notes


1.  : Οι αποστάσεις μεταξύ των φθόγγων είναι σχετικές, ορίζονται δηλαδή από τον ίδιο τον εκτελεστή.

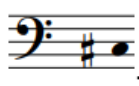
2.  : Να πατηθούν τα συγκεκριμένα πλήκτρα χωρίς όμως να παράγουν ήχο.

3.  : Η γραμμή υποδηλώνει την σχετική διάρκεια του φθόγγου.

Προετοιμασμένοι φθόγγοι του πιάνου:

1.  : Τοποθέτησε ένα αντικείμενο «σίγασης» στην συγκεκριμένη χορδή του πιάνου.

2.  : Τοποθέτησε χαρτί στις συγκεκριμένες χορδές του πιάνου.

3.  : «Πιάσε» τις συγκεκριμένες χορδές με ένα μεταλλικό αντικείμενο π.χ. τσιμπιδάκι.

Endoscopique Etude

Μαρία Τσιαντούλα

Free Tempo

Piano

pp
8^{vb}

Ped.

Pno.

3

pp *p* *mf*

(8^{vb}) *mp*

Ped.

Pno.

5

p *mp*

(8^{vb})

Ped.

Pno.

7

p *mp* *f*

(8^{vb}) *mf*

Ped.



9

Pno.

mf

f

(8vb) mf

10

And.

Detailed description: This system covers measures 9 and 10. The piano part (Pno.) is written in a grand staff with two bass clefs. Measure 9 features a melody in the upper voice starting on G4, moving up to A4, B4, and C5, with a dynamic marking of *mf* and a hairpin crescendo. The lower voice consists of a steady eighth-note accompaniment. Measure 10 continues the melody, reaching a peak of *f* with a hairpin crescendo, before a hairpin decrescendo. The lower voice continues with eighth notes. A dynamic marking of *mf* is placed above the first measure of the lower voice, and *And.* is written below it.

Pno.

mp

f

mp

(8vb)

* And.

Detailed description: This system covers measures 10 and 11. The piano part (Pno.) continues from the previous system. Measure 10 has a dynamic marking of *mp* with a hairpin crescendo. Measure 11 features a dynamic marking of *f* with a hairpin crescendo, followed by a hairpin decrescendo to *mp*. The lower voice continues with eighth notes. A dynamic marking of *mp* is placed above the first measure of the lower voice. A *And.* marking is present below the lower voice staff, and an asterisk (*) is placed below the first measure of the lower voice.

12

Pno.

8vb

* And.

Detailed description: This system covers measures 12 and 13. The piano part (Pno.) continues. Measure 12 has a dynamic marking of *8vb* with a hairpin decrescendo. Measure 13 continues with a hairpin decrescendo. The lower voice continues with eighth notes. A dynamic marking of *8vb* is placed below the first measure of the lower voice, and an asterisk (*) is placed below the first measure of the lower voice.

14

Pno.

8vb

And.

Detailed description: This system covers measures 14 and 15. The piano part (Pno.) continues. Measure 14 has a dynamic marking of *8vb* with a hairpin decrescendo. Measure 15 continues with a hairpin decrescendo. The lower voice continues with eighth notes. A dynamic marking of *8vb* is placed below the first measure of the lower voice, and *And.* is written below it.

16

Pno.

And.

Detailed description: This system covers measures 16 and 17. The piano part (Pno.) continues. Measure 16 has a dynamic marking of *And.* with a hairpin decrescendo. Measure 17 continues with a hairpin decrescendo. The lower voice continues with eighth notes. A dynamic marking of *And.* is placed below the first measure of the lower voice.

18

Pno.

f *mf*

Red. *sub* Red.

20

Pno.

f *mf*

Red. *

21

Pno.

f

sub

22

Pno.

mp

Red.

23

Pno.

cresc.

sub *sub* *sub* *sub*

24

Pno.

ff

8vb

25

Pno.

f

mp

Ped.

26

Pno.

27

Pno.

mf

28

Pno.

mp

dim.

Ped.

30

Pno.

Ped.

Sub

32

Pno.

ppp

Ped.

Sub