

Μαρία Τσιαντούλα

The Vibration

For oud and fixed midea

2020

Performance Notes



Γραφική αναπαράσταση του βιμπράτο



Bartok pizzicato/έντονο τράβηγμα της χορδής



Να παιχτεί μόνο με το αριστερό χέρι



Κανονικά (και με τα δυο χέρια)



Άγγιξε σταδιακά τη χορδή με τον αντίχειρα



Τρίψε την χορδή με το δάχτυλο, στην ανάλογη χορδή δημιουργώντας θόρυβο.

Score

The vibration

for oud and fixed media

Μαρία Τσιαντούλα

♩ = 60 = second

Oud

Vibrato

Fixed media

Vib.

Fix.med.

Vib.

Fix.med.

00':55"

mf

Vib.

Fix.med.

1:00 1:05 1:10

Vib.

Fix.med.

20 25 30 35

1':28"

with the pen

p *mp*

Vib.

Fix.med.

1:30 1:35 1:40

Musical score for the first system, featuring a bass clef and a treble clef. The music includes sixteenth-note runs with a '6' fingering and a dynamic marking of *mp*. Below the score are two traces: a vibrometer trace labeled 'Vib.' and a fixation medium trace labeled 'Fix.med.' with time markers at 1:45, 1:50, 1:55, and 2:00.

(μόνο αριστερό χέρι) (και με το δεξί χέρι) (μόνο αριστερό)

Musical score for the second system, featuring a treble clef and a bass clef. The music includes sixteenth-note runs with a '6' fingering and dynamic markings of *f*, *pp*, *ff*, and *mp*. Below the score are two traces: a vibrometer trace labeled 'Vib.' and a fixation medium trace labeled 'Fix.med.' with time markers at 1:15, 1:20, and 1:25.

(in G)

Musical score for the third system, featuring a bass clef. The music includes sixteenth-note runs with a '6' fingering and dynamic markings of *f*, *mp*, and *dim.*. Below the score are two traces: a vibrometer trace labeled 'Vib.' and a fixation medium trace labeled 'Fix.med.' with time markers at 2:20, 2:25, 2:30, and 2:35.

Vib.

Fix.med.

2:45 2:50 2:55 3:00

pp

2':50''

31

Improvise with oud (up to 5':11'')

Gradually the improvisation thickens towards its end and is directed towards the highest register.
Create a dialogue with electronics.

Fix.med.

3:05 3:10 3:15 3:20

Fix.med.

3:45 3:50 3:55

Fix.med.

3:25 3:30 3:35 3:40


Fix.med.

4:00 4:05 4:10


Fix.med.

4:15 4:20 4:25 4:30

Fix.med.


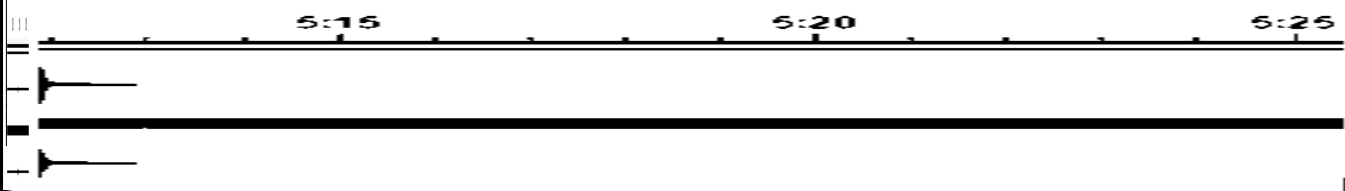


5':11"



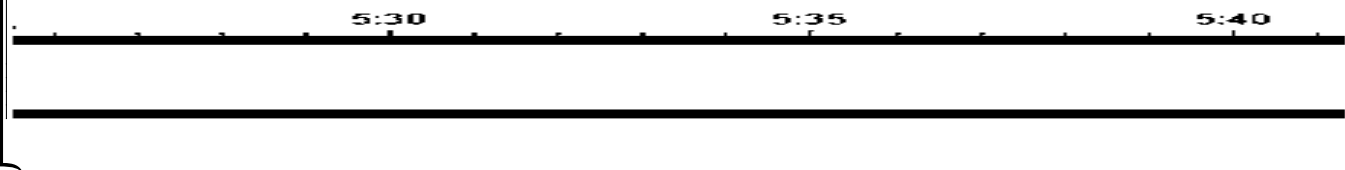
Vib.

Fix.med.



Vib.

Fix.med.



mp *p* *dim.*

Vib.

Fix.med.

4:50 4:55

Detailed description: This system shows a musical score in bass clef. The top staff contains a melodic line with a dynamic marking of *mp* (mezzo-piano) at the start, which then transitions to *p* (piano) and finally *dim.* (diminuendo). Below the musical staff are two tracks: 'Vib.' (vibrato) and 'Fix.med.' (fixed-medium). The vibrato track shows a wavy line that begins during the *p* section and continues through the *dim.* section. The fixed-medium track consists of three horizontal lines with some minor noise, and it includes time markers at 4:50 and 4:55.

(in D)

Vib.

Fix.med.

6:00 6:05 6:10

Detailed description: This system continues the musical score. It begins with the instruction '(in D)'. The musical staff shows a melodic line that ends with a fermata. The vibrato track shows a wavy line that begins during the fermata and continues. The fixed-medium track has three horizontal lines and includes time markers at 6:00, 6:05, and 6:10.

keep doing, for as long as you want,
the same move you made before,
but without sound, until it is lost

pppp

Vib.

Fix.med.

Detailed description: This system shows the final part of the musical score. The musical staff features a melodic line that ends with a fermata. Below the staff, the dynamic marking *pppp* (pianissimo) is indicated. A text instruction reads: 'keep doing, for as long as you want, the same move you made before, but without sound, until it is lost'. The vibrato track shows a wavy line that begins during the fermata. The fixed-medium track consists of three horizontal lines.